A close-up, low-angle shot of a dark-stained wooden surface, likely a door or window frame, showing the rich texture and grain of the wood. The lighting is dramatic, with strong highlights and deep shadows.

There are times in this life  
when you simply want more.



You want lasting luxury and uncommon artistry. You want the best. This applies especially to your home. It should reflect your personality and accomplishments, while also pleasing your eye at every turn. That's why every element needs to be of the highest quality—the kind of remarkable quality and craftsmanship found in the world's finest doors. Custom Wood exterior doors.





Our craftspeople know details make all the difference and help a home become beautifully luxurious. So every inch of every door bears witness to their unmatched dedication, and the door's beauty and individuality are sure to catch your eye time after time.



JELD-WEN artisans offer personalized attention to detail that's reflected in each one of our doors.





Our captivating craftsmanship  
begins by carefully selecting  
the finest wood.

Once chosen, the grain and texture is studied to ensure the wood's character will truly shine in the finished doors. Then with precision cutting, hand assembly and hand-matched joinery, our craftspeople ensure the doors are as strong as they are beautiful. Also, by using fine stains, and employing our Permalane finishing system, we create enduring masterpieces.





Beyond fine materials and  
exacting artistry,  
what ultimately sets our doors apart  
is their uniqueness.

A machine simply cannot replicate the distinctive qualities of something fashioned and carved by hand and imagined by you. In fact, with all the wood species, finishes, glass, hardware, custom carving and other options we provide, every Custom Wood door is a unique, customized vision of what you desire. Just bring us your dreams, and we'll craft them into reality.

For we know that the most pleasing kind of craftsmanship is the kind that's especially for you.






TABLE OF CONTENTS

Estate Collection ..... 12

Craftsman Collection ..... 30

Classic Collection ..... 38

Contemporary Collection ..... 82

Decorative grille doors ..... 92

Patio doors ..... 100

Folding door systems ..... 106

Transoms ..... 112

Wood species and finishes ..... 116

Textural options ..... 122

Glass options ..... 124

Hardware and accents ..... 128

Prefinishing and prehanging ..... 132

Additional options ..... 134

Custom capabilities ..... 138

Care and maintenance ..... 140

Warranty ..... 142

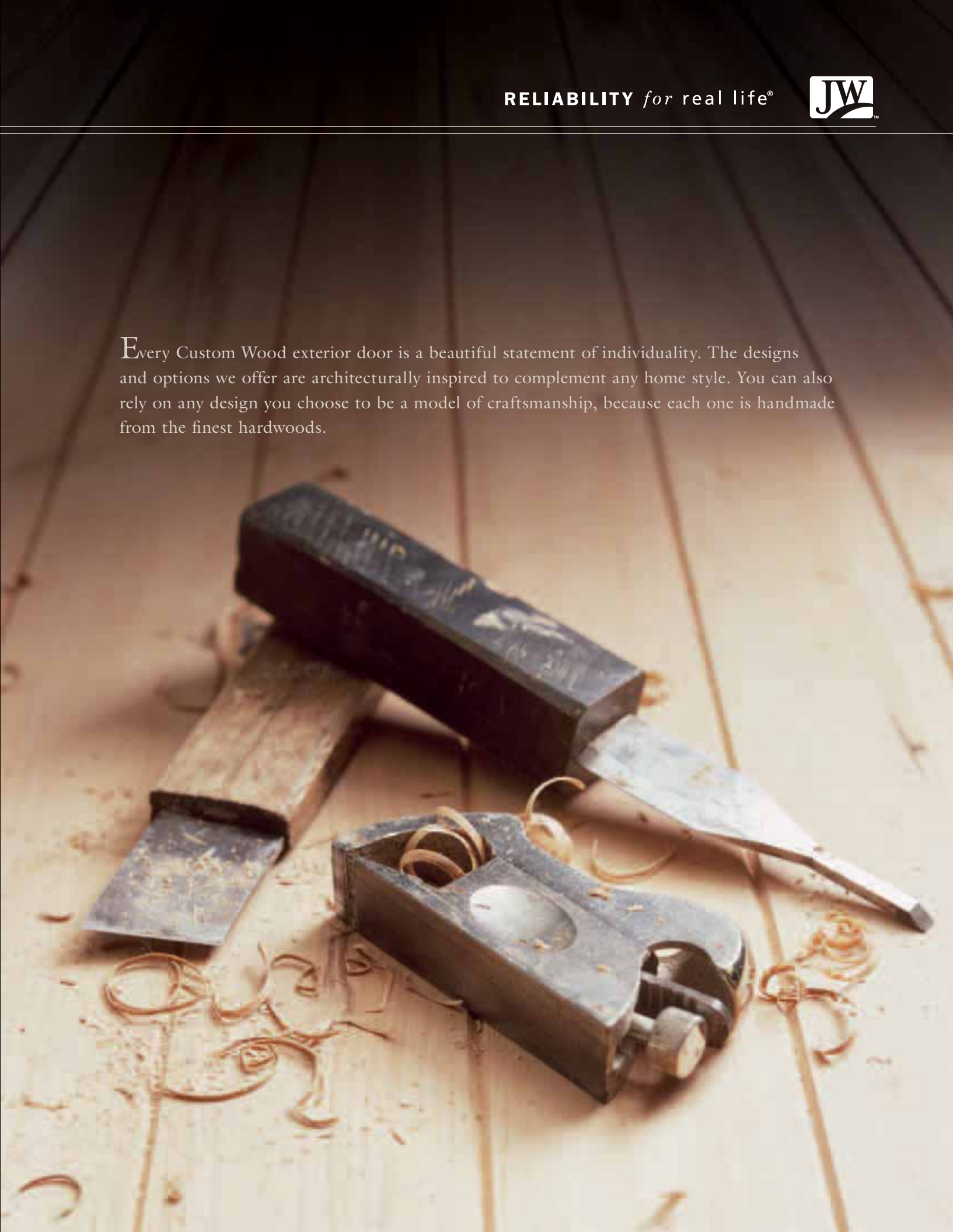
Door index ..... 143

*About our featured doors: To find out more about the doors featured on pages 3–115, please see the index on page 143.*

*All door glass in this catalog was photographed with an amber background for visual distinction. All glass is clear decorative glass, not amber.*



Every Custom Wood exterior door is a beautiful statement of individuality. The designs and options we offer are architecturally inspired to complement any home style. You can also rely on any design you choose to be a model of craftsmanship, because each one is handmade from the finest hardwoods.







## ESTATE COLLECTION

The Custom Wood exterior doors in the Estate Collection will add Old World charm to any home. This collection includes various enchanting panel designs, as well as our widest array of distinctive radius and segment top doors. For greater authenticity, these doors are also available with many finish options. Wood surface textures and antique finishes provide an aged look—without compromising performance—while rustic grilles for sidelights or speakeasies and decorative clavos and straps add visual appeal.

« 1301 Door, see page 143 for details

*Variances in photography, printing and door and sidelight sizes may cause the glass appearance and finish color as well as the door and sidelight layout shown to vary from actual product. Please contact your local dealer for more information.*



# AUTHENTIC OPTIONS

We've designed aesthetic options with our Estate Collection door designs especially in mind. These options not only enhance the visual appeal of any design, but they also give the door an architecturally authentic look. To see the full range of options, please see pages 116-139.



**Straps**  
These decorative metal accents have a hand-forged look, which adds character to the rails, corners or radius portions of our Estate designs.



**Sidelight grilles**  
With these decorative metal grilles, sidelights from our Estate Collection are infused with substantial Old World visual appeal.



**Antique finishes**  
Especially ideal for our Estate designs, these finishes provide an aged look and enhance a wood species' character marks and grain pattern.



**Clavos**  
Select clavos for the look of bolt heads used in Medieval and Renaissance architecture. Each one features a handmade look.



**Speakeasies**  
For door designs with speakeasies, we offer a range of grilles to highlight this distinctive, Old World inspired feature.



**Wood surface textures**  
For an appearance ranging from mildly weathered to charmingly rustic, select our handhewn, distressed or wire brushed textures.







**922**  
Genuine Mahogany Door,  
Chappo Finish



**1223**  
Distressed Knotty Alder Door,  
Antique Chappo Finish



**902**  
Genuine Mahogany Door,  
Dark Cherry Finish



**1202 Double radius door system**  
Genuine Mahogany Doors, Dark Cherry Finish, Optional  
Radius Top and 1-3/4" Round Clavos in Dark Patina



**1204**  
Wire Brushed Clear Alder Door  
Pebble Grey Mist Finish, Optional  
Segment Top, Optional Door Straps  
in Dark Patina



**1204**  
Clear Alder Door, Wheat Finish



**1202**  
Handhewn Clear Alder Door, Antique Gunstock Finish  
  
**1101** Handhewn Clear Alder Sidelights, Antique Gunstock Finish,  
ND Glass, Patina Caming





**1208**  
Knotty Alder Door, Cherry Finish,  
Optional 1-3/4" Diamond Clavos  
in Dark Patina



**1208**  
Knotty Alder Door, Cherry Finish



« **1321** Door and **1101** Sidelights,  
see page 143 for details

**1321**  
Clear Alder Door, Merlot Finish, Optional 1" Diamond Clavos in Dark Patina

**1101** Clear Alder Sidelights, Merlot Finish, Clear Bevel IG Glass,  
Optional Bordeaux Grilles in Dark Patina

*Variances in photography, printing and door and sidelight sizes may cause the glass appearance and finish color as well as the door and sidelight layout shown to vary from actual product. Please contact your local dealer for more information.*





**1322**  
Knotty Alder Door, Antique Chappo Finish, Clear IG Glass, Optional Radius Top, Optional 1" Round Clavos in Dark Patina



**1218**  
Wire Brushed Clear Alder Door and Sidelights, White Wash Finish, Clear Bevel IG Glass



Oval Rustic Grille detail



**1209**  
Radius Top, Distressed Knotty Walnut Door, Clear Finish, Oval Speakeasy with Oval Rustic Grille in Dark Patina



**1209**  
Knotty Alder Door, Chappo Finish, Clear IG Glass, Optional Speakeasy with Rustic Grille in Dark Patina



**1311**  
Oak Door, White Wash Finish



**1221**  
Wire Brushed Knotty Alder Door, White Wash Finish, Optional Speakeasy with Seville Grille in Dark Patina

**1101** Wire Brushed Knotty Alder Sidelights, White Wash Finish, Clear Bevel IG Glass, Optional Seville Grilles in Dark Patina





**1222**  
Wire Brushed Knotty Alder Door,  
Wheat Finish, Optional 1-3/4"  
Round Clavos in Dark Patina



**1308**  
Distressed Knotty Alder Door,  
Antique Cherry Finish, Optional  
1-3/4" Round Clavos in Dark Patina,  
Optional Radius Top



**1265**  
Wire Brushed Clear Alder Doors and Sidelights, Ebony Finish, Clear Bevel IG Glass,  
Operable Florence Grilles in Dark Patina (sidelight grilles are not operable)



**1260**  
Distressed Clear Alder Door and Sidelights, Antique Cherry Finish, Clear Bevel IG Glass,  
Optional Operable Florence Grilles in Dark Patina (sidelight grilles are not operable)






**1325**  
Distressed Knotty Alder Door,  
Antique Chappo Finish, Optional  
Speakeasy with Rustic Grille in  
Dark Patina, Optional Radius Top,  
Optional 1" Diamond Clavos in  
Dark Patina



**1325**  
Wire Brushed Clear Alder Door,  
Cherry Finish, Optional Segment Top



**1303**  
Handhewn Knotty Alder Door,  
Antique Wheat Finish



**1301**  
Clear Alder Door, Cherry Finish,  
Optional Gothic Top, Optional  
1" Diamond Clavos in Dark Patina



**1301**  
Clear Alder Door, Cherry Finish,  
Optional Gothic Top



Clear Bevel IG Glass and  
Rustic Grille detail



**1303**  
Handhewn Knotty Alder Door, Antique Wheat Finish, Optional  
1" Diamond Clavos in Dark Patina, Optional Door Straps in Dark Patina

**1101** Handhewn Knotty Alder Sidelights, Antique Wheat Finish,  
Clear Bevel IG Glass, Optional Rustic Grilles in Dark Patina





**1322**  
Wire Brushed Knotty Alder Door,  
Wheat Finish, Optional 1-3/4"  
Round Clavos in Dark Patina



NT Glass detail



**1322**  
Wire Brushed Knotty Alder Door, Chappo Finish

**1101** Wire Brushed Alder Sidelights, Chappo Finish,  
NT Glass, Patina Coming

**1322** Doors and **1101** Sidelights,  
see page 143 for details »

*Variances in photography, printing and door and sidelight sizes may cause the glass appearance and finish color as well as the door and sidelight layout shown to vary from actual product. Please contact your local dealer for more information.*







**1212\***  
Knotty Alder Door,  
Chappo Finish



**1234\***  
Handhewn Knotty Alder Door,  
Antique Wheat Finish



**1350\*\***  
Distressed Knotty Alder Door,  
Antique Chappo Finish, Optional  
Speakeasy with Rustic Grille in  
Dark Patina, Optional 1-3/4"  
Diamond Clavos in Dark Patina



**1322**  
Clear Alder Door, Pebble Grey Mist  
Finish, Optional Speakeasy with  
Rustic Grille in Dark Patina,  
1-3/4" Round Clavos in Dark Patina




**1313**  
Wire Brushed Knotty Alder Door,  
Clear Finish, Optional Segment Top,  
Optional Rectangular Door Light  
with Clear IG Glass, Optional Seville  
Grille in Rust Patina, Optional 1"  
Round Clavos in Rust Patina,  
Optional Door Straps in Rust Patina



**1350\*\***  
Wire Brushed Clear Alder Door,  
Ebony Finish, Optional Segment  
Top, Optional 1-3/4" Round  
Clavos in Dark Patina



**1355\*\***  
Distressed Knotty Alder Door,  
Antique Cherry Finish, Optional  
1-3/4" Round Clavos in Dark Patina



**1290**  
Clear Alder Door,  
White Wash Finish



**1390**  
Handhewn Clear Alder Door,  
Antique Chappo Finish

**1101** Handhewn Clear Alder Sidelight,  
Antique Chappo Finish, NV Glass,  
Patina Caming

\*Flat panels are standard for doors 1212  
and 1234.

\*\*Due to the full length plank configuration  
of doors 1350 and 1355, the doors will  
not weather-seal well at the top.

Variances in photography, printing and door and sidelight sizes may cause the glass appearance and finish color as well as the door and sidelight layout shown to vary from actual product. Please contact your local dealer for more information.



**1313**  
Clear Alder Door, White Wash Finish

**1101** Clear Alder Sidelights, White Wash Finish, Clear Bevel IG Glass, Optional Tuscan Grilles in Dark Patina



NV Glass detail



**1313**  
Clear Alder Door, White Wash Finish


**1101** Clear Alder Sidelights, White Wash Finish, NV Glass, Zinc Caming



**1202**  
Handhewn Clear Alder Dutch Door, Antique Gunstock Finish



**1202**  
Handhewn Knotty Alder Dutch Door, Antique Cherry Finish, Optional Radius Top



Optional Dutch Door Latch in Dark Patina



**1322**  
Wire Brushed Clear Alder Dutch Door, Cherry Finish, Optional 1-3/4" Round Clavos in Dark Patina



**1242**  
Handhewn Knotty Alder Dutch Door, Chappo Finish, Clear Bevel IG Glass, Optional Shelf





This Custom Wood exterior door collection perfectly captures the essence of Craftsman, Prairie and Mission architecture. All these door designs feature wider stiles and bottom rails, flat panels and squared sticking; patina glass coming and shelves are also available. Additionally, the collection includes Craftsman-inspired glass, such as Art Nouveau designs and geometric patterns reminiscent of Frank Lloyd Wright. All these details will add not only visual interest to your home, but also perfect architectural authenticity.

« 383 Craftsman Dutch Door, see page 143 for details

*Variances in photography, printing and door and sidelight sizes may cause the glass appearance and finish color as well as the door and sidelight layout shown to vary from actual product. Please contact your local dealer for more information.*





**381**  
Oak Door and Sidelights, Clear Finish,  
Seedy Glass, Optional Shelf



**382**  
Genuine Mahogany Doors, Dark Cherry Finish,  
Clear IG Glass




X Glass detail




**385**  
Walnut Door and Sidelights, Chappo Finish,  
X Glass, Optional Shelf



**386**  
Clear Alder Door, Antique Chappo  
Finish, Clear IG Glass



**389**  
Knotty Walnut Door, Wheat Finish,  
P Glass



P Glass detail





**383**  
Cherry Door, Sidelights and 600 Transom,  
Merlot Finish, N Glass, Optional Shelf



**385**  
Walnut Door, Sidelights and 620 Transom,  
Clear Finish, Cherry Blossom Glass




**1381**  
Distressed Clear Alder Door and Sidelights, Antique Dark Cherry  
Finish, Triple-Glazed Seedy Glass, Optional Shelf



**387**  
Clear Alder Door, Sidelights and 600 Transom,  
Wheat Finish, Z Glass, Optional Shelf



**383**  
Cherry Dutch Door, Merlot Finish,  
N Glass, Optional Shelf



**387**  
Clear Alder Dutch Door, Wheat Finish,  
Z Glass, Optional Shelf





**180**  
Cherry Door and Sidelights, Clear Finish,  
Q Glass, Patina Caming



**180**  
Genuine Mahogany Door,  
Dark Cherry Finish, A Glass,  
Polished Zinc Caming



**180**  
Oak Door, Cherry Finish,  
All-Panel Door

**180** Doors, see page  
143 for details »

Variances in photography, printing and door and sidelight sizes may cause the glass appearance and finish color as well as the door and sidelight layout shown to vary from actual product. Please contact your local dealer for more information.







The Custom Wood exterior doors in our Classic Collection are suitable for a wide range of homes. Select a traditional six-panel design to complement the bold symmetry of a Colonial home; a carved design with an intricate decorative glass insert to enhance the ornate appeal of a Victorian home; or any distinctive design with a coordinating transom and sidelights to increase the drama of a home's entry. With this collection, the widest array of designs and options are available for your consideration.

« 250 Doors, Sidelights and Transom, see page 143 for details

*Variances in photography, printing and door and sidelight sizes may cause the glass appearance and finish color as well as the door and sidelight layout shown to vary from actual product. Please contact your local dealer for more information.*





**423**  
Genuine Mahogany Doors and Sidelights, Chappo Finish,  
Low-E IG Glass



**412**  
Walnut Door, Chappo Finish,  
All-Panel Door, Optional  
Carving on One Side



**412**  
Oak Door and Sidelights, Ebony Finish,  
AB Glass, Polished Zinc Caming



**421**  
Genuine Mahogany Doors, Chestnut Finish,  
Clear IG Glass



**461**  
Genuine Mahogany Door, Dark  
Cherry Finish, Clear IG Glass



**465**  
Genuine Mahogany Door,  
Wheat Finish, All-Panel Door,  
Optional Carving on One Side



**465**  
Cherry Door, Chappo Finish,  
T Glass, Zinc Caming, Optional  
Carving on One Side



L Glass,  
Patina Caming



D Glass,  
Brass Caming

*Glass for 465 door only.*





**412**  
Genuine Mahogany Door and Sidelights, 620 Transom, Merlot Finish,  
L Glass, Patina Caming, Optional Carving on One Side



H Glass, Brass Caming



AB Glass, Polished Zinc Caming

*Glass for 412 door only.*



**465**  
Genuine Mahogany Door, Sidelights and Transom, Dark Cherry Finish, L Glass,  
Patina Caming, All-Panel Door, Optional Carving on One Side





**432**  
Genuine Mahogany Door and TDL Sidelights, 625 TDL Transom, Merlot Finish, Clear IG Glass, All-Panel Door



**442**  
Genuine Mahogany Door, 442 TDL Sidelights, 600 TDL (6W, 1H) Transom, Chestnut Finish, Clear IG Glass



**430**  
Walnut Door and TDL Sidelights, Chappo Finish, Clear IG Glass, All-Panel Door



**432**  
Paintable Door, All-Panel Door



**444**  
Oak Door and TDL Sidelights, Chappo Finish, Clear IG Glass



**446**  
Genuine Mahogany Door, Russet Finish, Clear IG Glass





**435**  
Walnut Door with Wraparound Sidelights and Transom,  
Chappo Finish, Q Glass, Brass Caming, All-Panel Door




**435**  
Paintable Door with Wraparound Sidelights and Transom,  
BC Glass, Patina Caming, All-Panel Door





**110**  
Genuine Mahogany Door and Sidelight,  
Cherry Finish, D Glass, Patina Caming



110 Door Carving Detail




**110**  
Oak Door, Wheat Finish, All-Panel  
Door, Optional Carving on One Side



T Glass,  
Polished Zinc  
Caming



Fountain Glass



R Glass,  
Brass Caming



Q Glass,  
Brass Caming



J Glass,  
Brass Caming

*Glass for 110 door only.*



**110**  
Genuine Mahogany Door, Cherry  
Finish, Optional Radius Top,  
All-Panel Door



**112**  
Oak Door, Chappo Finish,  
All-Panel Door

*Available with optional carving; see door 110.*






T Glass detail



**103**  
Genuine Mahogany Door and Sidelights, Cherry Finish,  
T Glass, Brass Caming, All-Panel Door

*Comes with additional glass options, J, R, Q, D and  
Fountain Glass; see page 53 for glass designs.*



D Glass detail



« **870** Door, see page  
143 for details

**870**  
Genuine Mahogany Door and Sidelights, Russet Finish,  
D Glass, Polished Zinc Caming

*Variances in photography, printing and door and sidelight sizes may cause the glass appearance and finish color as well as the door and sidelight layout shown to vary from actual product. Please contact your local dealer for more information.*





**302**  
Cherry Door and Sidelights, Clear Finish,  
T Glass, Polished Zinc Caming



J Glass,  
Brass Caming



Q Glass,  
Brass Caming



D Glass,  
Patina Caming



R Glass,  
Brass Caming



Fountain Glass

« **302** Door, see page  
143 for details

*Glass for 302 doors only.*





**141**  
Cherry Door and Sidelights, Wheat Finish, B Glass,  
Patina Caming, All-Panel Door, Optional Carving on One Side



**125**  
Oak Door  
Ebony Finish, A Glass,  
Brass Caming



**112**  
Genuine Mahogany Door and Sidelight, Gunstock  
Finish, D Glass, Polished Zinc Caming



Q Glass,  
Brass Caming



Clear Fountain Glass

*Also available in  
Blue and Grey.*

*Glass for 112, 190 and 225 doors only.*



**225**  
Oak Door and Sidelights, Dark Cherry Finish,  
T Glass, Polished Zinc Caming



**225**  
Oak Door, Chappo Finish,  
All-Panel Door



**190**  
Cherry Door and Sidelight, Cherry Finish,  
D Glass, Brass Caming



R Glass,  
Brass Caming



J Glass,  
Brass Caming





**190**  
Oak Door, Wheat Finish,  
All-Panel Door



**425**  
Knotty Alder Door, Wheat Finish,  
VR Glass, Patina Caming



**106**  
Oak Door and Sidelight, Wheat Finish, B Glass,  
Patina Caming, Optional Carving and Shelf on  
One Side



**106\***  
Oak Sidelight,  
Wheat Finish,  
T Glass,  
Patina Caming



**106\***  
Genuine Mahogany  
Sidelight, Russet Finish,  
T Glass, Patina Caming

*\*Sidelight widths less than 16" contain square glass; sidelight widths 16" or greater contain oval glass.*



**407**  
Clear Alder Door, Chappo Finish,  
All-Panel Door



**407**  
Oak Door and Sidelight, Gunstock Finish,  
CE Glass, Polished Zinc Caming



A Glass,  
Patina Caming

*Glass for  
407 door only.*



LG Glass, Brass Caming



V Glass, Polished Zinc Caming



G Glass, Patina Caming



T Glass, Patina Caming

*Glass for 106 door only.*





**115**  
Cherry Door and Sidelight, Cherry Finish, LG Glass,  
Patina Caming, Optional Carving on One Side



**115**  
Genuine Mahogany Door and Sidelight,  
Cherry Finish, Grey Crystal Glass



**115\***  
Oak Sidelight,  
Wheat Finish,  
K Glass,  
Patina Caming



**115\***  
Oak Sidelight,  
Chappo Finish,  
K Glass,  
Patina Caming

*\*Sidelight widths less than 16" contain square glass; sidelight widths 16" or greater contain oval glass.*



A Glass, Patina Caming



T Glass, Brass Caming



V Glass, Polished Zinc Caming



G Glass, Patina Caming



K Glass, Patina Caming



B Glass, Brass Caming

*Variances in photography, printing and door and sidelight sizes may cause the glass appearance and finish color as well as the door and sidelight layout shown to vary from actual product. Please contact your local dealer for more information.*





**402**  
Paintable Door and Sidelights, Clear Crystal Glass  
Glass also available in Blue and Grey.



**402**  
Cherry Door and Sidelight, Clear Finish, V Glass,  
Patina Caming, Optional Carving on One Side



**402\***  
Oak Sidelight,  
Chappo Finish,  
G Glass, Polished  
Zinc Caming



**402\***  
Oak Sidelight,  
Wheat Finish,  
G Glass, Polished  
Zinc Caming

*\*Sidelight widths less than 16" contain square glass; sidelight widths 16" or greater contain oval glass.*



**402**  
Oak Door and Sidelights, Chappo Finish, T Glass,  
Brass Caming, Optional Carving on One Side



LG Glass, Polished Zinc Caming



G Glass, Polished Zinc Caming





**880**  
Oak Door and Sidelights, Chappo Finish,  
A Glass, Patina Caming



**880**  
Walnut Door and Sidelights, Chappo Finish,  
DE Glass, Brass Caming



**880**  
Paintable Door and Sidelight,  
FG Glass, Patina Caming



**880**  
Paintable Door and Sidelight,  
Q Glass, Polished Zinc Caming





**340**  
Cherry Door, Cherry Finish,  
All-Panel Door



**116**  
Oak Door, Wheat Finish, All-Panel  
Door, Optional Carving on One Side



**760**  
Paintable Door, All-Panel Door



**760**  
Oak Door, Chappo Finish,  
All-Panel Door




**116**  
Cherry Door and Sidelights, Cherry Finish,  
M Glass, Patina Caming






**404**  
Oak Door, Wheat Finish,  
A Glass, Patina Caming



**890** Door  
Carving detail



**890**  
Oak Door, Chappo Finish, All-Panel  
Door, Optional Carving on One Side



**406**  
Oak Door and Sidelights, Chappo Finish,  
S Glass, Patina Caming, Optional Shelf on One Side



T Glass,  
Polished Zinc  
Caming

*Glass for 406 door only.*



**890**  
Cherry Door and Sidelights, Dark Cherry Finish,  
A Glass, Patina Caming, Optional Carving on One Side



B Glass,  
Polished Zinc Caming




C Glass,  
Brass Caming

*Glass for 890 door only.*






**850A**  
Oak Door, Sidelights and Transom, Chappo Finish,  
A Glass, Brass Caming



A Glass detail



**865**  
Oak Door and Sidelight, Chappo Finish,  
A Glass, Patina Caming



C Glass detail



**865**  
Oak Door and Sidelight, Chappo Finish,  
C Glass, Brass Caming





**401**  
Cherry Door and Sidelight, Dark Cherry Finish, C Glass,  
Brass Caming, Optional Shelf on One Side



**450**  
Paintable Door and Sidelights,  
J Glass, Brass Caming



**460**  
Cherry Door and Sidelights, Clear Finish,  
W Glass, Patina Caming



**401**  
Oak Door, Sidelights and 640 Transom, Wheat Finish,  
B Glass, Patina Caming, Optional Shelf on One Side





**252**  
Genuine Mahogany Doors and Sidelights, 603 Transom,  
Cherry Finish, A Glass, Brass Caming



**252**  
Walnut Doors, Chappo Finish, All-Panel Doors

**252** Doors and Sidelights,  
see page 143 for details »

*Variances in photography, printing and door and sidelight sizes may cause the glass appearance and finish color as well as the door and sidelight layout shown to vary from actual product. Please contact your local dealer for more information.*







**250**  
Oak Doors, Wheat Finish,  
All-Panel Doors



**250**  
Genuine Mahogany Doors, Cherry Finish,  
U Glass, Patina Caming



Y Glass,  
Polished Zinc Caming



C Glass,  
Brass Caming



**250**  
Paintable Doors and Sidelights,  
C Glass, Brass Caming





**862**  
Cherry Doors, Merlot Finish,  
Clear IG Glass



**200**  
Walnut Doors, Chappo Finish,  
Y Glass, Patina Caming



**200**  
Walnut Doors and Sidelights, Clear Finish,  
Q Glass, Polished Zinc Caming



**203**  
Oak Doors and Sidelights, Wheat Finish,  
Q Glass, Patina Caming





**201**  
Cherry Segment Top Doors and Sidelights,  
Cherry Finish, Q Glass, Brass Caming



**202**  
Genuine Mahogany Segment Top Doors and Sidelights, Cherry Finish,  
Q Glass, Patina Caming





**160**  
Oak Door, Chappo Finish,  
All-Panel Door



**704**  
Oak Door, Chappo Finish,  
All-Panel Door



**428**  
Genuine Mahogany Door,  
Wheat Finish, Clear Bevel IG Glass



**708**  
Oak Door, Chappo Finish,  
All-Panel Door




**403**  
Oak Door, Cherry Finish,  
All-Panel Door, Optional  
Carving on One Side



**405**  
Genuine Mahogany Door, Chappo  
Finish, A Glass, Brass Caming



**370**  
Oak Door, Cherry Finish,  
All-Panel Door



**106**  
Oak Dutch Door, Wheat Finish,  
B Glass, Patina Caming






## CONTEMPORARY COLLECTION

Whether your home is inspired by Art Deco style or features the streamlined geometry of Bauhaus design, Custom Wood exterior doors from our Contemporary Collection are the perfect complement. This collection includes a variety of modern designs, and many have decorative glass created by an architectural glass artist. These designs are shown in a selection of finish colors; they can also be enhanced with our paint options for a clean appearance that's well-suited to contemporary architecture.


« 750 Door, see page 143 for details

*Variances in photography, printing and door and sidelight sizes may cause the glass appearance and finish color as well as the door and sidelight layout shown to vary from actual product. Please contact your local dealer for more information.*

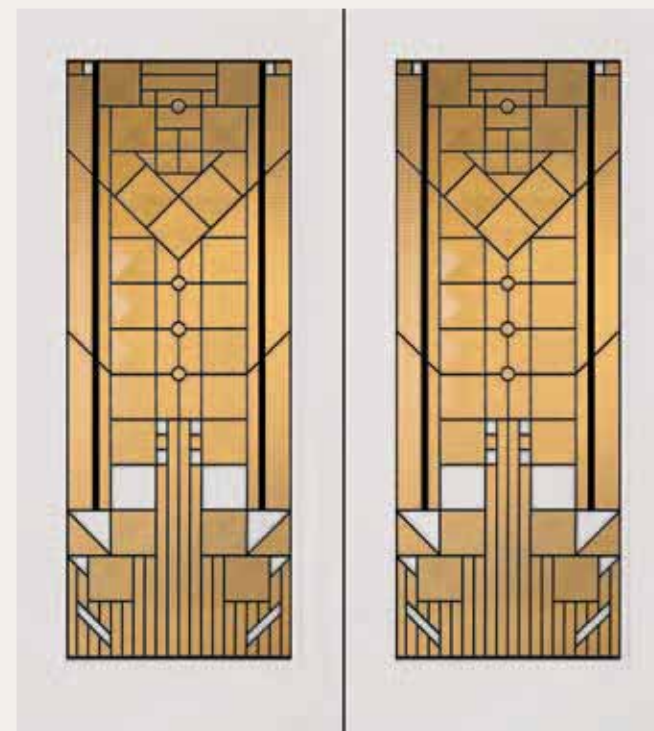




**260**  
Genuine Mahogany Doors and Sidelights, 603 and 260 Transoms, Ebony Finish, Patina Caming



**266** Glass detail



**266**  
Painted Doors, Ivory Finish, Patina Caming



**264** Glass detail



**264**  
Walnut Door and Sidelights, Chappo Finish, Polished Zinc Caming





**254**  
Genuine Mahogany Doors, Dark Cherry Finish, E Glass,  
Polished Zinc Caming



**268**  
Cherry Doors and Sidelights, Clear Finish, Polished Zinc Caming



**274**  
Genuine Mahogany Doors, Cherry and Wheat Finish,  
Reed Glass



**982**  
Walnut Door, Clear Finish,  
Ebony Inlay



**210**  
Maple Door and Sidelights, White Wash Finish, Rain Glass





Blue Eclipse Glass Detail  
*Clear Eclipse also available.*



**170**  
 Clear Alder Doors, White Wash Finish,  
 Grey Eclipse Glass



**860**  
 Clear Alder Doors and Sidelights, Pebble Grey Mist Finish, Clear IG Glass  
*When ordering, specify glass panels on left or right side as viewed from exterior.*



**171**  
 Paintable Doors and Sidelights,  
 Rain Glass



**750**  
 Oak Door, Cherry Finish,  
 All-Panel Door



**750**  
 Cherry Door and Sidelights, Chestnut Finish,  
 Clear IG Glass





**800**  
Genuine Mahogany Doors, Chestnut Finish,  
Clear IG Glass, Layout I




**800**  
Genuine Mahogany Doors and Sidelights, Chestnut Finish,  
Clear IG Glass, Layout IV

**800** Doors, see page  
143 for details »

*Variances in photography, printing and door and sidelight sizes may cause the glass appearance and finish color as well as the door and sidelight layout shown to vary from actual product. Please contact your local dealer for more information.*







## DECORATIVE GRILLE DOORS

Our decorative grille door designs infuse any entry with a unique sense of elegance. Each of these doors features a single lite with a decorative grille. A range of grille designs is available to suit various architectural styles, from Old World to Modern. Like all our doors, decorative grille doors come in whichever wood species and finish combination you select.

*For availability, check with your local JELD-WEN dealer or sales representative.*






**1260**  
Genuine Mahogany Doors, Cherry Finish, Clear IG Glass,  
with Helios™ Grille in Dark Patina and Optional Segment Top



**1260**  
Genuine Mahogany Doors, Cherry Finish, Clear IG Glass, with  
Mediterranean™ Grille in Dark Patina and Optional Segment Top



**1260**  
Genuine Mahogany Doors, Cherry Finish, Clear IG Glass,  
with Nouveau® Grille in Dark Patina and Optional Segment Top



**5037**  
Genuine Mahogany Door,  
Cherry Finish, Clear IG Glass,  
with Etruscan® Grille in Dark  
Patina and Optional Radius Top





**5037**  
Genuine Mahogany Door, Cherry Finish, Clear IG Glass, with Monte Carlo® Grille in Dark Patina and Optional Radius Top



**5037**  
Genuine Mahogany Door, Cherry Finish, Clear IG Glass, with Infinity Grille in Dark Patina and Optional Radius Top



**5037**  
Genuine Mahogany Door, Cherry Finish, Clear IG Glass, with Heritage Grille in Dark Patina and Optional Segment Top



**5037**  
Genuine Mahogany Door, Cherry Finish, Clear IG Glass, with Lotus Grille in Dark Patina and Optional Radius Top




**5037**  
Genuine Mahogany Door, Cherry Finish, Clear IG Glass, with Versailles Grille in Dark Patina and Optional Radius Top



**5037**  
Genuine Mahogany Door, Cherry Finish, Clear IG Glass, with Regal Grille in Dark Patina and Optional Segment Top





**5037**  
Genuine Mahogany Door, Cherry Finish, Clear IG Glass, with Century Grille in Dark Patina



**5037**  
Genuine Mahogany Door, Cherry Finish, Clear IG Glass, with Chateaux Grille in Dark Patina



**5037**  
Genuine Mahogany Door, Cherry Finish, Clear IG Glass, with Sundial® Grille in Dark Patina




**5037**  
Genuine Mahogany Door, Cherry Finish, Clear IG Glass, with Georgian Grille in Dark Patina



**5037**  
Genuine Mahogany Door, Cherry Finish, Clear IG Glass, with Metropolis® Grille in Dark Patina



**5037**  
Genuine Mahogany Door, Cherry Finish, Clear IG Glass, with Meander® Grille in Dark Patina



**5037**  
Genuine Mahogany Door, Cherry Finish, Clear IG Glass, with Armada® Grille in Dark Patina



With Custom Wood patio doors, it's easy to create a bright and beautiful passageway. In fact, these extraordinary doors are designed to both complement a home's aesthetic features and increase natural light. Our ample options and custom capabilities can support nearly any design preference or requirement.





**508**  
Clear Alder Door, White Wash Finish,  
Clear IG Glass



**515**  
Oak Door, Chappo Finish,  
Clear IG Glass



**510**  
Oak Door, Clear Finish,  
Bevel IG Glass



**509**  
Genuine Mahogany Door, Cherry  
Finish, Clear IG Glass



**513**  
Cherry Door, Clear Finish,  
Clear IG Glass



**500**  
Oak Door, Chappo Finish,  
Clear IG Glass



**880**  
Cherry Door, Gunstock Finish,  
Clear IG Glass





**1260**  
Genuine Mahogany Doors, Cherry Finish,  
Clear IG Glass, Optional Segment Top



**5037**  
Genuine Mahogany Door, Cherry  
Finish, Low-E IG Glass, Optional  
Radius Top



**5037**  
Genuine Mahogany Door, Cherry  
Finish, Low-E IG Glass, Optional  
Segment Top



**5037**  
Genuine Mahogany Door, Cherry  
Finish, Low-E IG Glass





## FOLDING DOOR SYSTEMS

We're pleased to provide a new option for your home—our folding door systems. These systems operate accordion-style, which means each section slides on an overhead track and neatly folds away for full access to the indoors or outdoors. To accommodate a range of openings, we also offer various door configurations.

« 500 Folding Doors, see page 143 for details

*Variances in photography, printing and door and sidelight sizes may cause the glass appearance and finish color as well as the door and sidelight layout shown to vary from actual product. Please contact your local dealer for more information.*





**515**  
Oak Door, Chappo Finish, Clear IG Glass,  
2R configuration shown



**509**  
Genuine Mahogany Door, Cherry Finish, Clear IG Glass,  
1L2R configuration shown



**515**  
Oak Door, Chappo Finish, Clear IG Glass,  
2L1R configuration shown



**509**  
Genuine Mahogany Door, Cherry Finish, Clear IG Glass,  
2L2R configuration shown



Note: For additional configurations  
and hardware information, turn to page 111.

Variances in photography, printing and door and sidelight sizes may cause the glass appearance and finish color as well as the door and sidelight layout shown to vary from actual product. Please contact your local dealer for more information.





# INNOVATIVE CHOICES

We’re pleased to provide a radiant new option for your home—our folding door systems. These systems operate accordion-style, which means each section slides on an overhead track and neatly folds away for full access to the indoors or outdoors.

## Folding door hardware

Standard hardware finishes include Brushed Stainless Steel and Oil-Rubbed Bronze\*. Optional finishes are also available. The sill is a low-level bronze anodized combination for ease of access.



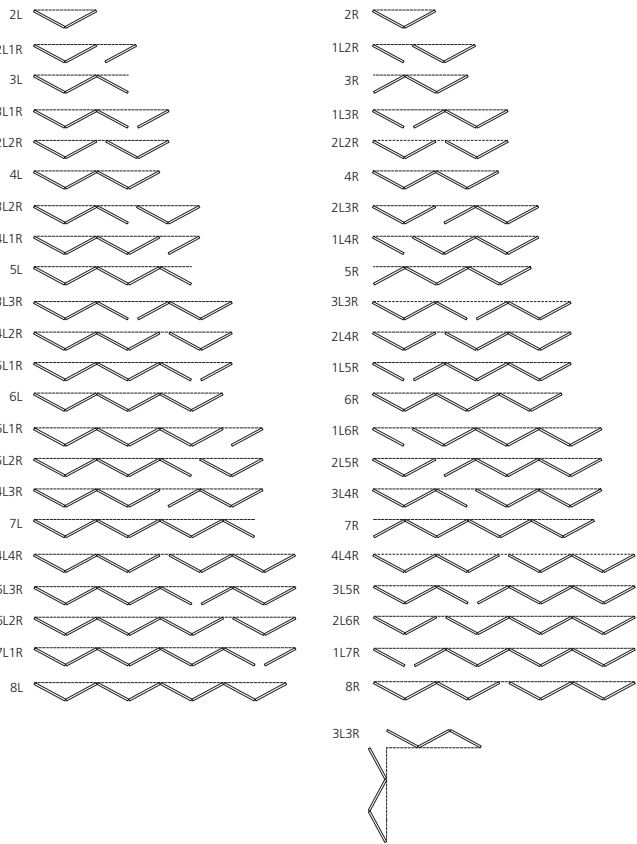
## Folding door configurations

The exterior folding door systems we create are truly customizable, because they’re available in several configurations, ranging from two to eight leaves (depending on the opening width). Special order options include door heights up to 9’10.” We offer widths up to 48’ (for doors opening from the center with a properly engineered header).

## Standard size guide

Number of doors	Door configuration
2	2L or 2R
3	2L1R, 1L2R, 3L or 3R
4	2L2R, 3L1R, 1L3R, 4L or 4R
5	4L1R, 1L4R, 3L2R, 2L3R, 5L or 5R
6	5L1R, 1L5R, 4L2R, 2L4R, 3L3R, 6L, 6R or 3L3R90
7	6L1R, 1L6R, 5L2R, 2L5R, 4L3R, 3L4R, 7L or 7R
8	6L2R, 2L6R, 5L3R, 3L5R, 4L4R, 7L1R, 1L7R, 8L or 8R

Please note all units are outswinging



\*Please note, Oil-Rubbed Bronze will change in appearance over time.





Add drama to your entrance, while also noticeably increasing natural light within your home. We create transoms in three different standard shapes with a large assortment of glass designs (custom designs are also available). This selection allows you to choose a transom that reflects your style and complements your home's architecture. Additionally, our transoms coordinate with various sidelight designs, and using these elements in combination establishes a complete entry system.

« 2905 System with 465 Door, see page 143 for details

*Variances in photography, printing and door and sidelight sizes may cause the glass appearance and finish color as well as the door and sidelight layout shown to vary from actual product. Please contact your local dealer for more information.*

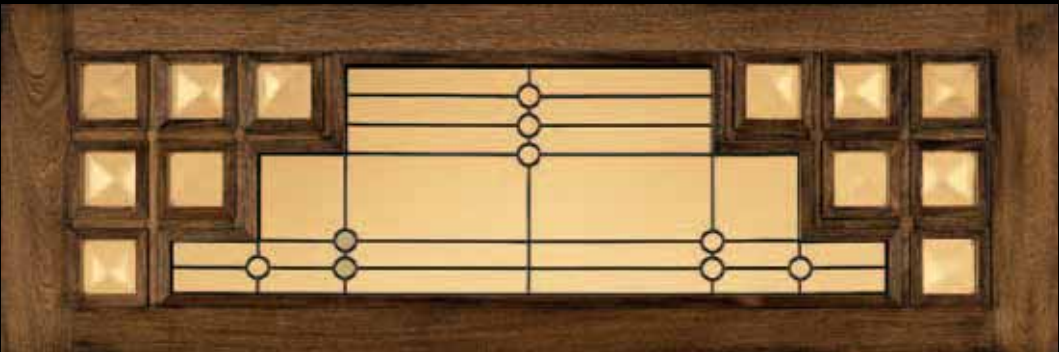


Glass Design	Rectangular 600 Series	Compound Radius 620 Series	Half-Round 640 Series	Glass Design	Rectangular 600 Series	Compound Radius 620 Series	Half-Round 640 Series
A				LG			
B				Q			
401B				R			
C				T			
D				V			
G				TDL			
H				602		622	642
J				Crystal*			
K				1 Lite			
L				383N*		385X*	
				387Z*		389P*	

\*Available in standard sizes only



640 Transom



260 Transom



600 Transom



625 Transom



## AESTHETIC SELECTIONS

When it comes to selecting a distinctive Custom Wood door for your home, our designs are just the beginning of the story. We offer the widest assortment of options to embellish, distinguish and enhance each door design. You'll see a visually rich variety of wood species, finishes and textures, radiant types of glass, charming hardware accents and more. Along with our custom capabilities—which make nearly any look possible—any one of our doors will become precisely what you desire.



NATURAL CHARACTER

Alder—*Alnus rubra*

This versatile wood species features a fairly straight grain with areas of burl clusters and a few small knots. These marks add character to the door and will provide darker texture and color when finished. Alder varies from pale yellow to reddish brown, and it accepts stains exceptionally well. It's also the lightest and least dense of all the standard wood species we offer. *Also available: Knotty Alder.*



*\*With a Clear finish, variances in woodgrain and color are more apparent. Filled nail holes are also more noticeable.*

*\*\*Custom Door tint finishes include White Wash and Pebble Grey Mist. These finishes are created with a wash process, which involves wiping paint on the door surface and immediately wiping it off, so only surface highlights remain. This process purposely does not produce the color consistency of typical penetrating stains, such as Chappo, Cherry or Merlot.*

*NOTE: Variances in photography and printing may cause finish colors shown in this catalog to vary from actual finish.*

Cherry—*Prunus serotina*

The Cherry we use is carefully chosen and varies from rich red to reddish brown in color. It features a fine, straight and close grain with a smooth texture. Occasionally, thin gum pockets and small clusters of pin knots are visible. These character marks, along with random blonde streaks of sapwood, add a distinctive quality to the wood. Cherry stains easily and smoothly.



Genuine Mahogany—*Swietenia Macrophylla*

Our Genuine Mahogany is the very best available; it's the kind that's typically used for the finest furniture and cabinetry. Its color ranges from reddish brown to a deep, rich red, and it stains well for a superior finish. The wood displays a prominent growth ring figure, with grain that is straight or interlocked. Genuine Mahogany offers less expansion, contraction and moisture absorption than most other hardwoods. *Also available: African Mahogany.*





Oak—*Quercus rubra*

We use Northern Red Oak of only the best grade, which ensures the greatest color and grain pattern consistency. This Oak is renowned for its dramatically pronounced grain pattern. This pattern varies from a tight, vertical grain to a beautifully arched pattern. The color range includes light straw and honey with a light pink hue. It also accepts stains very well.



Note: Variances in photography and printing may cause finish colors shown in this catalog to vary from actual finish.


Walnut—*Juglans nigra*

This wood species is traditionally used for fine furniture, gunstocks and boatbuilding; its durability makes it ideal for our exterior doors as well. The color varies from a rich, dark brown to black with purple undertones. Walnut features attractive blonde sapwood streaks within the darker tones, and it generally has a straight grain with occasional waves or curls. *Also available: Knotty Walnut.*



Paint options

For a versatile, more contemporary look, select one of our paint colors. Our standard colors, shown below, are available for any door design. We can also match any JELD-WEN® Custom Wood Window clad color or any paint color you select; simply provide us with a 4" x 4" paint sample.





# BEAUTIFUL DEPTH

## Antique finishes

We offer antique finish colors for all our solid wood doors. This look is achieved through a multistep process that begins with applying a base stain for basic, overall color. Next, a dark brown or black stain (depending on the base color) is applied between the mouldings, panels and character marks, which highlights these areas. Finally, our Permalane finishing system is applied for a furniture-quality finish.

### Antique finish samples



Antique Chappo



Antique Cherry



Antique Ebony



Antique Wheat



Antique White Wash\*\*

\*\*See page 118

NOTE: Variances in photography and printing may cause finish colors shown in this catalog to vary from actual finish.



Antique Gunstock

## Wood surface textures

### Smooth

This is the standard texture used for all our exterior doors.

### Handhewn

This texture adds the look of weather-worn waves to our doors, and it is our least pronounced texture. To create it, we plane channels of various sizes into the smooth surface of a door's stiles, rails and panels. The areas between the smooth surface and channels are then hand-sanded for a visually pleasing transition between the different surface depths.

### Distressed

Our distressed texture gives doors an aged, Old World appearance. After applying the same techniques used to create our handhewn texture, we use chisels and other hand tools to apply random worm holes and additional character marks to the door's stiles, rails, panels and mouldings. To accentuate these marks, we recommend an antique finish.

### Wire Brushed


Doors with this texture feature a charming, uneven appearance. In fact, it's our roughest and most rustic surface texture. We achieve this look by running the wood through a wire brushing wheel (in the direction of the grain). This process tears random width and depth grooves into the wood for a randomly rough raised-grain appearance.



Smooth texture



Handhewn texture



Distressed texture with handhewing



Wire brushed texture

# SCULPTED LIGHT

## Glass types

We offer a wide array of glass types, each one with its own attractive texture, pattern or color. This glass will not only enhance your chosen door, sidelights and transoms, but also add radiance to your entire home. Glass types used for our standard designs can also be used for custom creations. Please note, patio doors are only available with Clear IG, Clear Bevel IG and Low-E IG glass.



Waterglass



Water Champagne




Waterglass Tornasol



Cathedral Rose




Weave



Ripple



Reed



Rain (Cotswald)



Gotta



Glue Chip



Iridescent Gotta



Iridescent Granite



Clear Granite



Clear Krinkle



Wispy White



Seedy



Seedy Baroque



Clear Fountain Glass



Low-E



This image contains no glass, for comparison



Clear Baroque



Grey Baroque



Black Baroque



Blue Baroque



Amethyst Baroque



Antique Clear



Antique Brown



Antique Green



Antique Light Blue



Antique Light Rose



Antique Pale Amber



Antique Medium Amber



Antique Light Purple



Waterglass Pale Amber



Waterglass Light Purple



Waterglass Blue




Waterglass Cherry Red



Opal Light Green Wispy



Opal Avocado



Opal Transparent Pale Amber




Opal Wispy Pale Caramel



Opal Dense Pale Amber



Etched/Frosted



Flash White





### Caming


In our decorative insert, sidelight and transom glass designs, caming is the metal bonding material that fuses individual glass pieces together. This assembly is done by hand, using your choice of Bright Brass, Polished Zinc or Patina caming. Glass is triple glazed to protect the caming finish.



Polished Zinc, Brass  
and Patina Caming



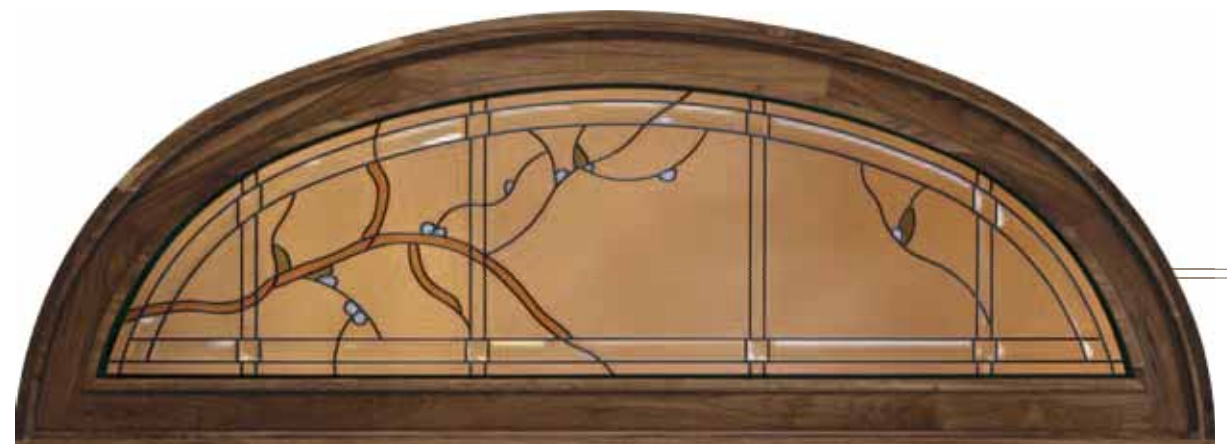
Polished Zinc Caming



Brass Caming



Patina Caming



### CRAFTSMANSHIP DETAILS: GLASS DESIGNS

There's a reason we offer such unique decorative glass options—they're designed by our talented glass artists. These designs are created especially for Custom Wood exterior doors, and each one is made with careful techniques like hand beveling. With all the decorative glass designs we offer, there's sure to be one to match your home's architectural style. Of course, you can always give your entry a truly personalized look by bringing us your own ideas for a glass design.

# INTRIGUING ADORNMENTS

## Entry locksets

We can install exceptional lock hardware on any of our doors. This hardware is manufactured with only the finest materials, which allows us to uphold our high craftsmanship standards. Lockset hardware is available in a range of styles for either right-hand or left-hand doors, and each one includes an exterior escutcheon plate, mortise lock, interior escutcheon plate and your choice of knob or lever for the interior (depending on the model).



Georgica,  
Antique Brass Only

Tudor,  
Brass Only



Mission,  
Dark Bronze Patina

## Hinge options

Our solid brass concealed-bearing hinges are available in four different finishes, so you can choose one to match or complement the other hardware for your door. If you select Oil-Rubbed Bronze, please note that its appearance will change over time.



Brass

Chrome

Satin  
Nickle

Oil-Rubbed  
Bronze

## Decorative tips

For added character, select our decorative hinge tips. They're available in three shapes, and each shape comes in any of our hinge finish colors.



Steeple

Urn

Ball



### Decorative metal accents

With decorative metal accents, our Estate doors exude character in every detail. These accents include corner, rail and radius straps; diamond and round clavos; door, sidelight and speakeasy grilles in various grille patterns; and a door knocker with an aged look. Each one is available in either Rust Patina or Dark Patina.



Bordeaux Grille,  
Dark Patina



Rustic Grille,  
Dark Patina



Seville Grille,  
Dark Patina



Tuscany Grille,  
Dark Patina



Bordeaux Speakeasy  
Grille, Dark Patina



Rustic Speakeasy  
Grille, Dark Patina



Seville Speakeasy  
Grille, Dark Patina



Speakeasy Door Hinges  
and Latch, Dark Patina



Oval Rustic Speakeasy  
Grille, Dark Patina



Radius Strap,  
Dark Patina



Corner Strap,  
Dark Patina




Rail Strap,  
Dark Patina



Door Knocker,  
Dark Patina



1" Diamond Clavos,  
Dark Patina



1-3/4" Diamond Clavos,  
Dark Patina



1" Round Clavos,  
Rust Patina



1-3/4" Round Clavos,  
Dark Patina

### CRAFTSMANSHIP DETAILS: CLAVOS

Our dedication to craftsmanship is especially evident in our decorative clavos. These details are designed to add visual authenticity to doors for Old World homes. In fact, they were inspired by the functional bolt heads that were used in Medieval and Renaissance architecture. The shapes, finishes and hand-forged appearance of our clavos testify to the thoughtful artistry of another age.

# EFFORTLESS DISTINCTION

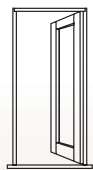
## CRAFTSMANSHIP DETAILS: PERMALANE PREFINISHING SYSTEM

Each Custom Wood exterior door is protected by our exclusive Permalane finishing system. During this comprehensive 10-step process, our craftspeople apply quality stains, catalyzed sealers and a top coat to the door in a controlled factory environment. Fine hand-sanding occurs throughout the process, and detailed hand-rubbing occurs after the last finish coat. The resulting finish accentuates the natural beauty of the wood and the stain color; gives the door a satin feel; and provides protection from the elements.

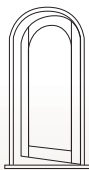


## Insignia prehung door systems

All Custom Wood exterior doors are available prehung with our Insignia Door System.\* This complete package ensures smooth, easy installation with a precise fit. It includes solid hardwood jambs, mouldings, weatherstrip, concealed-bearing hinges (available with optional decorative hinge tips) and your choice of four sill types. All these components are meticulously machined by hand for perfect accuracy.



**System 1**  
Single Door



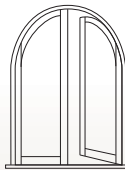
**System 1**  
Single Radius Door




**System 1**  
Single Segment Door



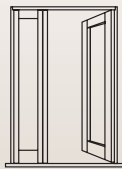
**System 2**  
Double Doors




**System 2**  
Double Radius Doors



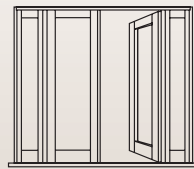
**System 2**  
Double Segmented Doors



**System 3**  
One Door,  
One Sidelight



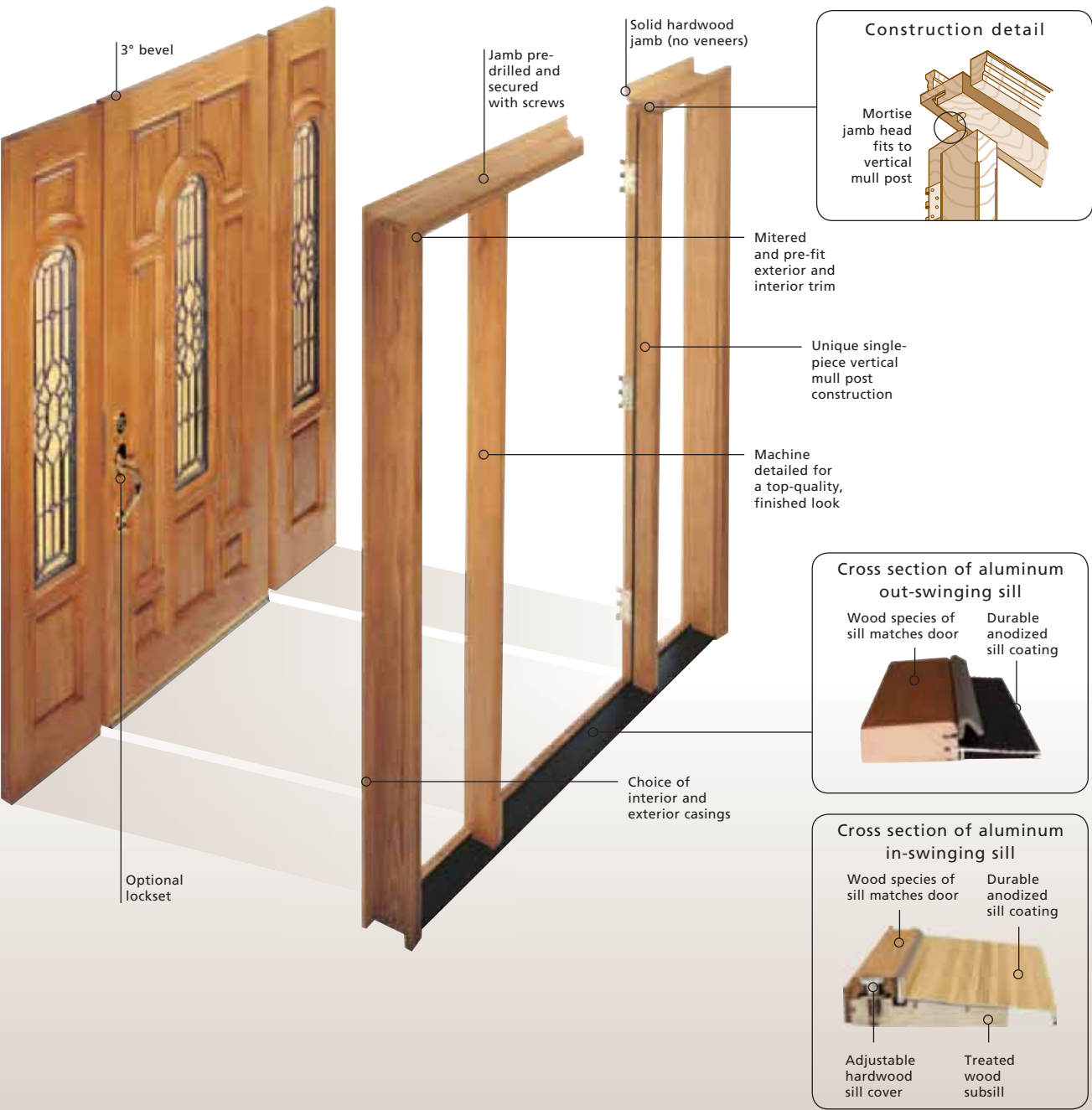
**System 4**  
One Door,  
Two Sidelights



**System 5**  
Two Doors,  
Two Sidelights

## Custom prehung capabilities

We believe artistry should be available for any application, which is why we provide custom prehanging options. These options include out-swinging, commercial applications with ADA-approved sills, custom-size jambs, custom wraparound sidelight and transom systems, special mull posts and pockets, oversized units, and direct-set sidelight frames.




\*Prehung systems are packaged and shipped unassembled.

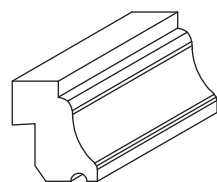


## Moulding and panel profiles

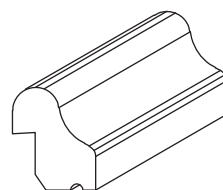
Another way to put a personal touch on our door designs is by selecting from our wide range of moulding options and panel profiles. Each door collection features its own unique panel profile, which is the dimensional detail design of a panel.



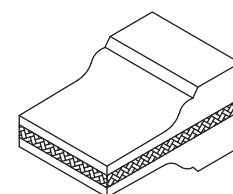
112 raised moulding



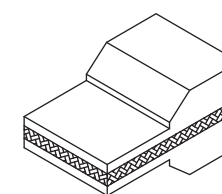
116 raised moulding



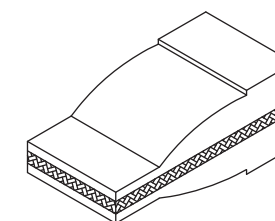
141 raised moulding



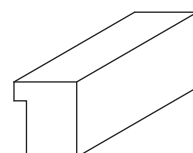
1-11/16" double hip



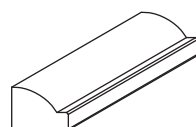
1-11/16" 45 degree



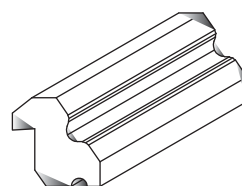
1-11/16" convex short



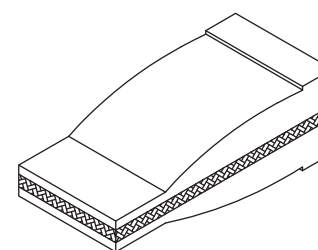
300 raised moulding



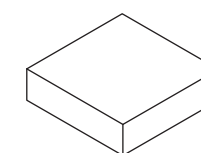
500 ovolo (not raised)



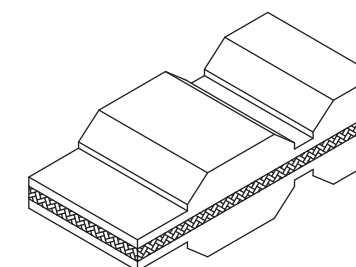
800 raised moulding



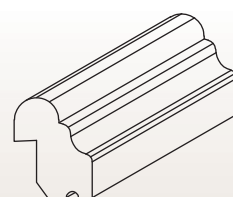
1-11/16" convex long



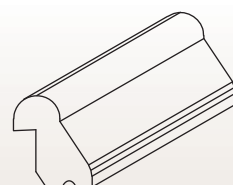
5/8" flat



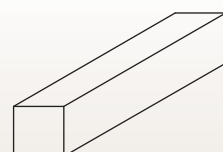
1-11/16" V-groove



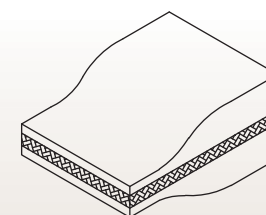
850 raised moulding



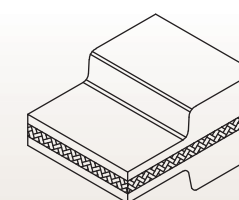
1200 raised moulding



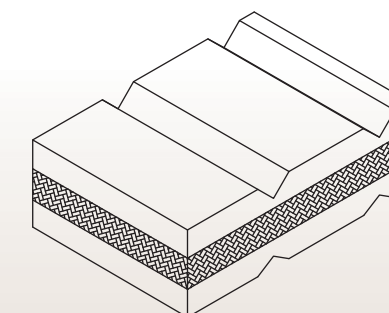
Shaker (not raised)



1-11/16" curved raised



1-11/16" 1290 panel



1-3/4" 1350/1355 panel

Sills

To help you create a cohesive look for your entrance, we offer sills in four different material and finish combinations. Please note, the solid Oak or Genuine Mahogany sills are not covered by our warranty.



\*Please note, Oil-Rubbed Bronze will change in appearance over time.

Corner blocks

With our corner blocks, you can ensure every element of your door reflects your design preferences. We offer three designs in two standard sizes: 2-1/2" square and 2-3/4" square. Custom sizes are also available. To learn more, please contact your dealer.



Block A




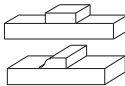

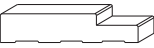

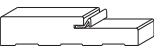



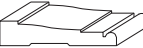







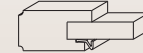

Block B



Block C

Casings

Our casing selection allows you to choose the perfect interior door trim for your home's architectural style. We offer a range of sizes in three general styles: colonial, streamline or fluted. Custom casings are also available (see page 139).

Order no.      Dimensions				Order no.      Dimensions			
Streamline casing		#16	2-¼" x ¾"	Interior flat jams with stop		#40 #42	4-9/16" x ¾" 4-9/16" x ¾"
Colonial casing		#13	3-½" x ¾"	Rabbeted jamb w/out weatherstrip (non-kerfed)		#04 #07 #08 #03	*1-¼" x 4-9/16" *1-¼" x 5-¼" *1-¼" x 6-9/16" *1-¼" x 7-½"
Colonial casing		#14	2-¼" x ¾"	Rabbeted kerfed weatherstripped jamb		#05 #07 #09 #03	**1-¼" x 4-9/16" **1-¼" x 5-¼" **1-¼" x 6-9/16" **1-¼" x 7-½"
Casing		#17	4-½" x 1-3/16"	Adjustable aluminum sill		#31	Aluminum with brass finish Aluminum with bronze finish Aluminum with polished aluminum finish
Casing		#23	3-½" x 1-1/8"				
Casing		#24	3-¼" x 1 1/16"	Solid hardwood sill		#34	1-¼" x 7-¼"
Casing		#25	3-½" x 1 1/16"	Stucco mould		#20	2-¼" x 1-1/8"
Fluted casing		#15	3-½" x ¾"	Brickmould		#20	2-¼" x 1-1/8"
Kerfed astragal		#26	3-½" x 1-½"	Brickmould		#21	3-½" x 5/8"
Kerfed intermediate mull post		#11	Dimensions vary	Brickmould		#22	2" x 1-1/8"
				*1-13/16" rabbet      **2-1/8" rabbet			



## INDIVIDUAL ENTRANCES

Our exterior doors can be customized in many ways, which we've highlighted here.

For more information, please consult your local dealer.

### Shapes

Creating a customized door often begins by questioning conventions. For example, why must an exterior door be completely rectangular? With us, you have a few other options. Custom door shapes include square top, segment top, true radius top, Gothic top, eyebrow top and raked top.

### Sizes

We provide a range of custom door and sidelight sizes. You can select widths up to 48", heights up to 120" (available for most wood species), and thicknesses of 1-3/8", 1-3/4" and 2-1/4".

### Designs

Perhaps the most individualized option we offer is our custom designs. Our craftspeople can bring your ideas to life, with special panel, rail, stile, raised moulding, sticking, mullion and glass layouts. Consult your dealer for more information.

### Carving

An ideal way to showcase wood's beauty is with carving. Whether you want a traditional floral motif or a contemporary company logo, we have the capabilities to hand-carve custom designs. The only limit is your imagination.



### Glass

These custom options include decorative beveled, leaded, tempered and insulated glass designs. Whichever option you select, our expert craftspeople will hand-cut, bevel and shape each piece of glass. Their attention to detail produces something more than a custom glass design—it's an original artwork for your entrance.

### Transoms



Any of our custom transom options will set your entrance apart. In addition to our comprehensive standard selection, we have the capacity to produce transoms in custom shapes or sizes. Please consult your dealer for more information.

### Panels and moulding

Even the most intricate details can change the entire appearance of an entrance. That's why we offer custom panel and raised moulding details. These options include flat, raised, planked and stave raised panels and custom panel profiles. Details can also be matched to existing elements for restoration projects.

### Casings

To establish a look as refined as it is distinctive, we can create individual casing patterns in widths up to 9" straight and 6" radius. For bold contrast, choose different wood species or finishes for your trim and door.



Appropriate exposure

The placement of your Custom Wood exterior door is a major factor in its longevity and maintenance requirements. To adequately protect your wood door and extend its life, it's imperative to take into account your climate, as well as the direction your door will be facing. Then, you need to determine the amount of overhang and the height of the entrance in relation to the base of the door.



Exposure coefficient

You can calculate how much overhang you need by following a simple formula:  $Y=1/2X$  (in most cases). For example, if the measurement from the base of your door to the bottom of your overhang is ten feet, then the overhang should be a minimum of five feet deep.

Other variables

The exposure coefficient may need to be modified based on your climate and the direction your door faces. In some situations, the exposure can be too extreme for a door—regardless of overhang.

		DIRECTION YOUR DOOR FACES			
		NORTH	SOUTH	EAST	WEST
CLIMATE	DESERT	$Y=1/2X$	$Y=2X$	$Y=1/2X$	$Y=2X$
	OCEAN	$Y=1/2X$	$Y=X$	$Y=1/2X$	$Y=X$
	WET	$Y=X$	$Y=X$	$Y=X$	$Y=X$
	MILD	$Y=1/2X$	$Y=X$	$Y=1/2X$	$Y=X$

Without the correct overhangs, doors with a southern, southwestern, southeastern or western exposure will require frequent maintenance. They're also susceptible to performance problems, such as rapid finish deterioration, color fading, wood splitting, warping, moulding shrinkage, wood joint separation and water penetration between the mouldings, panels and glass. Improperly protected doors with high gloss and dark stain or paint colors are also susceptible to large temperature differences (e.g., the door's surface is 30 degrees higher than the ambient temperature) and temperature jumps (e.g., hot in the day, cold at night). Doors used in these applications or exposures will not be covered under our warranty.

Also, a door used in combination with storm door can cause warping, splitting or cracking due to buildup between the two doors. Unvented storm door applications are not advised and may result in denial of warranty claims.

Maintaining your door

With the proper overhangs, wood doors may face any direction. Doors installed in these types of applications still require finish maintenance and may need to be refinished every two to five years. You may also need to perform periodic maintenance that is not specified in the warranty. Maintenance may be required at any time and may include (but is not limited to) maintaining the exterior finish or paint of wood products, trimming swollen wood products, and periodic hardware oiling or polishing. Required maintenance may vary depending on environmental conditions in your area and overhang protection. Please see your local dealer for the Custom Wood Door Finish Care and Maintenance Kit.

Finish maintenance

While the finish on your Custom Wood door is the finest available, periodic maintenance is required to optimize the life and beauty of your door. We have created a maintenance kit that is designed to help you care for your Custom Wood entry system. Finish life varies, and the amount of moisture, direct sunlight and accumulation of dust or soil all affect the finish. In areas exposed to severe weather, finish life may be about a year. For homes with entries protected from sun and moisture, finishes may last many years. Fortunately, you can ascertain if the finish should be restored just by looking at it. Evidence of dulling, a "dry" feeling, raised grain and minor surface checks are all signs that a finish restoration is needed. A whitish cast to the final finish, particularly on doors subject to sun and moisture, is also a sign for finish restoration. Additionally, dark streaks starting at the bottom of the panels are a sign that moisture is being drawn up into the wood. Occasionally inspect your doors for any of these conditions. If any of them appear, it is important to restore the finish immediately.

To properly restore the finish, please follow these steps carefully:

- 1) Lightly sand, then wipe away dust with a clean cloth slightly dampened with mineral spirits.
- 2) Apply at least two coats of a fade-resistant exterior polyurethane with an ultraviolet inhibitor (following the manufacturer's recommendations). Sand lightly between coats.
- 3) Finish all six sides of the door.

Factory and non-factory finishes must be maintained to preserve the warranty. If the finish is not maintained, it will begin to fail, and your door may require a complete refinishing. Failure to maintain the finish may result in denial of warranty claims.

Please consult your dealer for a Custom Door homeowner's manual and information on our Finish Care and Maintenance Kit.



JELD-WEN® CUSTOM DOOR SLAB AND SYSTEM WARRANTY  
OUR WARRANTY TO YOU...

JELD-WEN® Custom Doors grace the entrances and passages of exquisite homes throughout the world. Our designs, artisanship and exemplary service have earned JELD-WEN a reputation as the world's finest door maker. This warranty is effective for Custom Door slabs and systems manufactured by us on or after **October 1, 2008** for use in the United States and Canada. Any previous warranties will continue to apply to door products manufactured by us prior to this date. For additional information, including care and maintenance, installation and finishing instructions, refer to **www.jeld-wen.com**.

What This Warranty COVERS

We warrant to the original owner1 that JELD-WEN products will be free from defects in material or workmanship as identified below from the date of manufacture for the time periods described below.

Owner-Occupied Single-Family Residence Limited Warranty

**Limited Lifetime Warranty on Custom Fiberglass Door Systems and Component Parts:** We warrant our fiberglass doors for **five (5)** years. If our product is proven to be defective **after the first five years**, we will offer for purchase a replacement product or component part for 50% off the then current JELD-WEN list price.

**Five Year Limited Warranty on Custom Fiberglass Door Factory Prefinish:** We warrant the factory prefinish on our fiberglass doors for **five (5)** years. Should the factory prefinish be proven defective, we will at our option refinish the door or pay up to \$350.00 per opening to the current owner.

**Five Year Limited Warranty on Custom Wood Door Systems and Component Parts:** We warrant our wood doors for **five (5)** years.

**One Year Limited Warranty on Custom Wood Door Factory Prefinish:** We warrant the factory prefinish on our wood doors for **one (1)** year. Should the factory prefinish be proven defective, we will at our option refinish the door or pay up to \$250.00 per opening for an interior door and up to \$350.00 per opening for an exterior door to the current owner.

Commercial Limited Warranty (Other than Owner-Occupied Single-Family Residence)

**Limited Five Year Warranty Custom Fiberglass Door Systems and Component Parts:** We warrant our fiberglass doors for **five (5)** years.

**Warranty on Custom Fiberglass Factory Prefinish, Custom Wood Door Systems and Component Parts, and Custom Wood Door Factory Prefinish:** Coverage is the same as for Owner-Occupied Single-Family Residences as listed above.

Transferability

This warranty is not transferable.

How to Get Assistance

If you have a problem with your JELD-WEN Custom Door, immediately upon discovery contact the distributor or dealer from whom you purchased our product, or contact us directly:

Mail: JELD-WEN Customer Care  
Attn: Custom Doors Warranty Claims  
P.O. Box 1329  
Klamath Falls, OR 97601  
Phone: 888-JWHelpU (888-594-3578)  
Fax: 800-436-5954  
Email: jeldwenwarranty@jeld-wen.com

We can respond quickly and efficiently if you provide the following: a) date and location of purchase, or product identification from the tag on the top edge of the slab, b) how to contact you, c) the address where the product can be inspected, and d) a description of the apparent problem and the product (photographs are helpful).

What We Will Do

Upon receiving your notification, we will send out an acknowledgement within three business days of receipt to the contact identified. We will investigate your claim and begin to take appropriate action within 30 days of receipt of notification. If it is determined that our product does not have a defect covered by the warranty, we may charge an inspection fee for an onsite inspection that is required or requested by you. If it is determined that there is a defect, we will either repair the product/component or ship a replacement product/component to the distributor or person making the warranty claim in the same condition of fitting or finishing as the product originally sold to the distributor. Because manufacturing materials and techniques can change, replacement part(s) may not be an aesthetic match to the original. Replacement components/products are warranted for the balance of the original product warranty or 90 days, whichever is longer. If we are unable to provide replacement and repair is not practical or cannot be made timely, then we will refund the purchase price. This guarantee gives you specific legal rights, and you may have other rights that vary from state/province to state/province.

If the claimed nonconformity is warp of a door slab, we may defer repairing or replacing the door slab for a period up to **twelve (12)** months from the date of claim. It is not uncommon for a temporary warp condition to occur as the door slab adjusts to local humidity and temperature conditions. This deferral will not be counted against the warranty period.

What This Warranty Does NOT Cover

JELD-WEN manufactures and sells both individual door slabs and complete door systems. This warranty does not cover parts or components (e.g., locksets, handles, etc.) not sold by JELD-WEN to the original owner. See your distributor or dealer regarding the warranty on the entire door system and/or these other components.

We are not liable for:

- Normal wear and tear, including normal wear and tear of weatherstrip; and natural weathering of surfaces or variations in the color or texture of wood or finish; surface cracks that are less than 1/32" in width and/or 2" in length; for knotty alder and juniper: surface cracks that are less than 1/8" in width and/or 5" in length, and knot placement, quantity, or size.
- Problems due to misuse, abuse, failure to follow the care and maintenance instructions; or as a result of any cause beyond our reasonable control (e.g. fire, flood, earthquake, other acts of nature, and acts of third parties outside of our control).
- Problems related to: improper finishing of all surfaces (front and back) and edges (top, bottom, and sides) of the door slab and frame (See Finishing Instructions in the Homeowner's Manual); variation or unsatisfactory results in sheen or texture resulting from the field application of paint or any other finishing material.
- Failure to provide an adequate overhang; damage caused by extreme temperature buildup where storm doors are present. For general guidelines, see our "Appropriate Protection for Exterior Doors" in our product literature or at www.jeld-wen.com/ resources; for specific information pertaining to your structure, consult your contractor or other building professional.
- Warp for any 3'6" wide by 8'0" high by 1 3/4", or smaller door slab, which does not exceed 1/4" in the plane of the door slab itself; door slabs wider and/or higher are not guaranteed for warp.
- Warp, bow, misalignment, splitting, or shrinking caused by the natural tendencies of the wood for any door manufactured with a wood species not part of the standard Custom offering.
- Slight expansion or contraction due to varying environmental conditions; slab movement (shrinkage or swelling) of 1/4" or less due to temperature and humidity, consult the Homeowner's Manual on how to work with this natural movement.
- Bow or misalignment in the frame or jamb in which the door slab is hung (if such is purchased unmachined and not prehung).
- Problems related to water and/or air infiltration due to improper assembly or installation.
- Structural integrity issues or other problems caused by improper fitting of the hardware, improper sizing of the door slab, or other door entry system assembly problems.
- Damage or poor product performance resulting from installation into a condition that exceeds product design standards and/or certified performance specifications and/or does not comply with applicable building codes.
- Hardware or inserts that are not provided by us, such as locksets, door handles, strikes, etc.
- Discoloration or rusting of decorative metal accent options, such as grilles, clavos, straps, etc.; discoloration of wood sills provided by us.
- Cost for labor, removal or disposal of defective product(s), installation or finishing of the replacement door or component (other than as stated above).
- Incidental or consequential damage. Some states/provinces do not allow the exclusion or limitation of incidental or consequential damages, so this may not apply to you.

Important Legal Information

This Warranty sets forth our maximum liability for our products. We shall not be liable for special, indirect, consequential, or incidental damages. Your sole and exclusive remedy with respect to any and all losses or damages resulting from any cause whatsoever shall be as specified above. We make no other warranty or guarantee, either express or implied, including implied warranties of merchantability and fitness for a particular purpose to the original purchaser or to any subsequent user of the product, except as expressly contained herein. In the event state or provincial law precludes exclusion or limitation of implied warranties, the duration of any such warranties shall be no longer than, and the time and manner of presenting any claim thereon shall be the same as, that provided in the express warranty stated herein.

No distributor, dealer or representative of JELD-WEN has the authority to change, modify or expand this warranty.

1This warranty extends to the original owner (original owner means the contractor/dealer/distributor/purchaser and the initial owner of the structure where the product is initially installed) and is not transferable. The original purchaser of this product acknowledges that they have read this warranty, understand it and are bound by its terms and agrees to provide this warranty to the original owner of the structure into which the product is installed. Should state or provincial law preclude no transferability, then the warranty period is effective **five (5)** years from the date of manufacture for door slabs and systems and **one (1)** year from the date of manufacture for the factory pre-finish.

Model	Page	Model	Page	Page	Image product details
103	51	500	103, 106	3	<b>465</b> Genuine Mahogany Door, Merlot Finish
106	57, 81	508	102		
110	48, 49	509	100, 102, 109	4	<b>389</b> Knotty Walnut Door, Wheat Finish, P Glass
112	49, 55	510	103		
115	58, 59	513	102	6	<b>382</b> Genuine Mahogany Door, Dark Cherry Finish, Clear IG Glass
116	64, 65	515	103, 108		
125	54	600	34, 115	9	Custom Cherry Door, Merlot Finish, Bubbles Cast Glass, Custom Carvings
141	54	603	72, 84		
160	80	620	34, 42	10	Custom Genuine Mahogany Door, Wheat Finish, Bubbles Cast Glass, Custom Carvings
170	88	625	44, 115		
171	88	640	71, 115	12	<b>1301</b> Knotty Alder Door, Antique Chappo Finish, Optional Radius Top
180	36, 37	704	80		
190	55, 56	708	81		
200	76	750	82, 89	16	<b>1321</b> Clear Alder Door, Merlot Finish, 1" Diamond Clavos in Dark Patina
200	77	760	64		
201	78	800	90, 91		
202	79	850A	68		<b>1101</b> Clear Alder Sidelights, Merlot Finish, Clear Bevel IG Glass, Optional Bordeaux Grilles in Dark Patina
203	77	860	89		
210	87	862	76	25	<b>1322</b> Distressed Knotty Alder Doors and <b>1101</b> Sidelights, Antique Chappo Finish, Speakeasies with Rustic Grilles, 1-3/4" Round Clavos, Rustic Sidelight Grilles on Exterior, Glue Chip Glass, Metal Accents in Dark Patina, Mission Lockset
225	54	865	69		
250	38, 74, 75	870	50, 51		
252	72, 73	880	62, 63, 103	30	<b>383</b> Cherry Craftsman Dutch Door, Cherry Finish, N Glass, Optional Shelf
254	86	890	67		
260	84, 115	902	14	37	<b>180</b> Genuine Mahogany Doors, Wheat Finish, A Glass, Patina Caming
264	85	922	14		
266	85	982	86	38	<b>5</b> Custom Entry System with <b>250</b> Genuine Mahogany Doors, Sidelights and Transom, Cherry Finish, C Glass, Polished Zinc Caming
268	87	1101	15, 16, 17,		
274	86		19, 23, 24,	50	<b>870</b> Oak Door, Cherry Finish, D Glass
302	52, 53		25, 27, 28		
340	64	1202	15, 29, 122	52	<b>302</b> Genuine Mahogany Doors, Cherry Finish, Q Glass, Brass Caming
370	81	1204	14		
381	32	1208	17	73	<b>252</b> Genuine Mahogany Doors and Sidelights, Merlot Finish, A Glass, Brass Caming
382	6, 33	1209	18		
383	30, 34, 35	1212	26	82	<b>750</b> Oak Door, Wheat Finish, Clear IG Glass
385	32, 34	1218	19		
386	33	1221	19	91	<b>800</b> Oak Doors, Wheat Finish, Clear Beveled IG Glass, Layout 2
387	34, 35	1222	20		
389	4, 33	1223	14	100	<b>509</b> Genuine Mahogany Door, Chappo Finish, Clear IG Glass
401	70, 71	1234	26		
402	60, 61	1242	29	106	Zero Post System, <b>500</b> Cherry Doors, Clear Finish, Low-E IG Glass
403	80	1260	21, 94,		
404	66		95, 104	110	<b>5037</b> Genuine Mahogany Door System, Eggshell Paint Finish on interior, Ebony Finish on exterior, Low-E IG Glass
405	80	1265	20		
406	66	1290	27	112	<b>2905</b> Entry System with <b>465</b> Genuine Mahogany Segment Top Door and Sidelights, Custom Transom, Dark Cherry Finish, Clear IG Glass, Carving on One Side
407	56	1301	12, 22		
412	41, 42	1303	23	115	<b>640</b> Oak Transom, Chappo Finish, 401B Glass, Patina Caming
421	40	1308	20		<b>260</b> Genuine Mahogany Transom, Ebony Finish, Clear IG Glass, Patina Caming
423	40	1311	19		<b>600</b> Clear Alder Transom, Wheat Finish, Z Glass, Patina Caming
425	56	1313	27, 28		<b>625</b> Genuine Mahogany TDL Transom, Merlot Finish, Clear IG Glass
428	81	1321	16, 17		
430	44	1322	18, 24, 25,		
432	44		27, 29		
435	46, 47	1325	22		
442	45	1350	26		
444	45	1355	26		
446	45	1381	35		
450	70	1390	27		
460	70	2905	112		
461	40	5037	95, 96, 97, 98		
465	3, 41, 43, 112		99, 105, 110		

The photographs of installed Custom Wood doors shown in this catalog may not represent installations covered by the warranty.

NOTE: Actual door and sidelight layouts may vary from the models pictured due to size changes. Please contact your local dealer for layout of each size.

The JELD-WEN website is your ultimate resource for learning about our reliable windows and doors. It has all the product information and design advice you need. Visit us at **jeld-wen.com** today.



Official window, door and millwork provider  
of the PGA TOUR and Champions Tour



©2009 JELD-WEN, inc.; Door designs and this publication are owned by JELD-WEN, inc. and are protected under the U.S. Copyright Act and other intellectual property laws. Unauthorized use or duplication is prohibited. All trademarks, service marks, logos and the like (whether registered or unregistered) are owned or controlled by JELD-WEN, inc. or others. Unauthorized use or duplication is prohibited.

JELD-WEN reserves the right to change product specifications without notice. Please check our website, [jeld-wen.com](http://jeld-wen.com), for current information.